

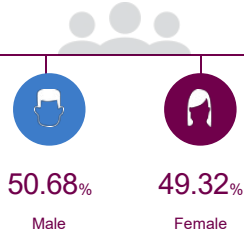


## People

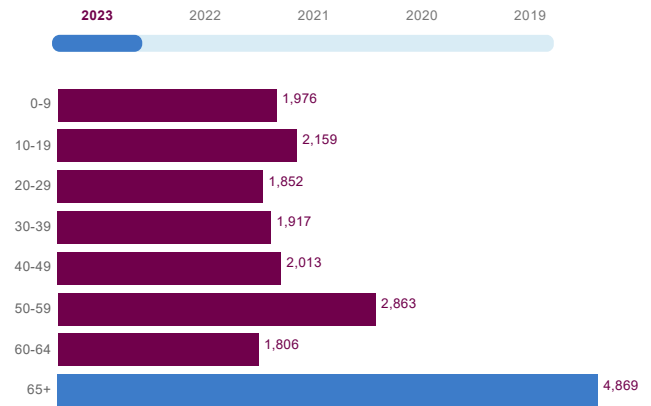
The total population of Langlade County is 19,455. The median age is 48.05

**19,455**

Total Population



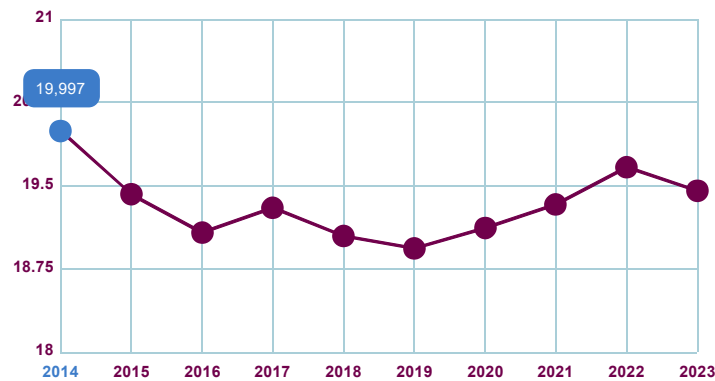
### Age Distribution



Median Age

**48**

### Population Growth (in thousands)



## Educational Attainment

28.47% of the population in Langlade County have an associate's degree or higher. 90.63% have a high school degree or higher.



< Grade 9  
**2.24%**



Grade 9-12  
**7.14%**



High School  
**41.31%**



Some College  
**20.85%**



Assoc Degree  
**11.81%**



Bach Degree  
**11.35%**



Grad Degree  
**5.31%**



offer associate's Degree or Certificate



offer Bachelor's Degree or Higher

Labor Force

Langlade County has a labor force of 8,869 people, with an unemployment rate of 4.1%.



8,869

Labor Force

4.1%

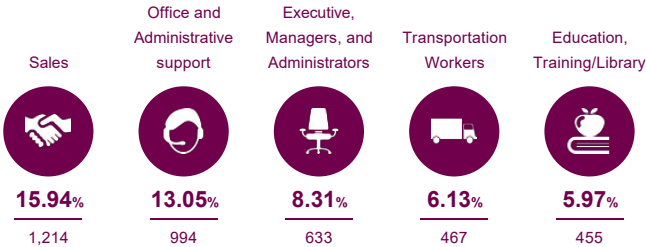
Unemployment Rate

▼ -0.5%

Unemployment Rate  
Change (1 year)

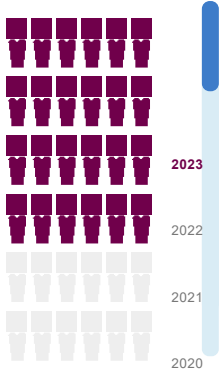
Talent

What are the largest job counts by occupation?



Total Employees

7,616



The work distribution of total employees in Langlade County is:



34%

Blue Collar



65%

White Collar

Total Establishments

595



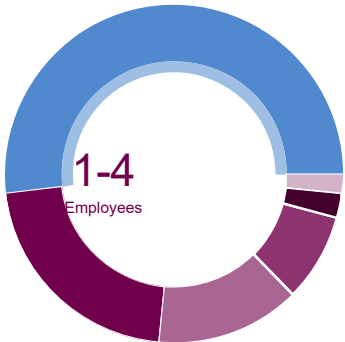
Businesses and Jobs

Langlade County has a total of 595 businesses. In 2023, the leading industries in Langlade County were .



What are the top industries by jobs?

How many employees do businesses in Langlade County have?



1-4 Employees	51.76%
5-9 Employees	21.85%
10-19 Employees	13.78%
20-49 Employees	8.4%
50-99 Employees	2.35%
100+ Employees	1.85%

## Income and Spending

Households in Langlade County earn a median yearly income of \$57,093. 22.27% of the households earn more than the national average each year. Household expenditures average \$60,004 per year. The majority of earnings get spent on Shelter, Transportation, Food and Beverages, Health Care, and Utilities.



**\$57,093**

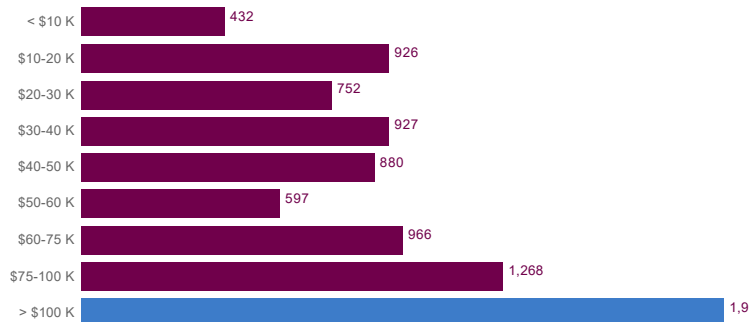
Median Household Income

**0%** more than the county

**20%** less than the state

**24%** less than the nation

Income Distribution



How do people spend most of their money?  
PER HOUSEHOLD



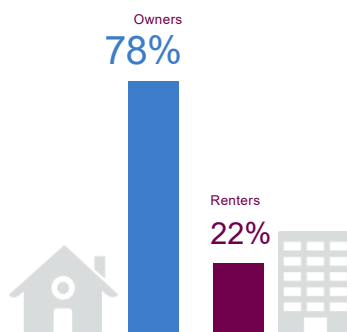
**\$60,004**

Median Household Expenditure

## Housing

There are 56% more households who own their homes than there are renters.

Owners vs. Renters



## Transportation

Residents spend an average of 19 minutes commuting to work. Langlade County is served by 32 airports within 50 miles. Rail can be accessed within the community. Interstates can be accessed 18 miles away.



**19min**

Commute Travel Time



**1 + 32(+50 miles)**

Airports in Community



**18miles**

Distance to Interstate



**Freight Rail**

In Community

Taxes



Top State Corporate Income Tax

7.9%

Top State Corporate Capital Gains Tax

7.9%

Top State Personal Income Tax

7.65%

Top State Personal Capital Gains Tax

7.7%

State Sales Tax

5%