



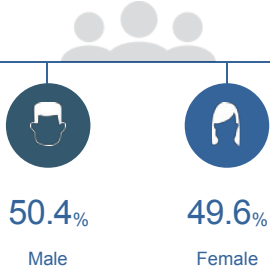
## Langlade County, Wisconsin

### People

The total population of Langlade County is 19,046. The median age is 47.25

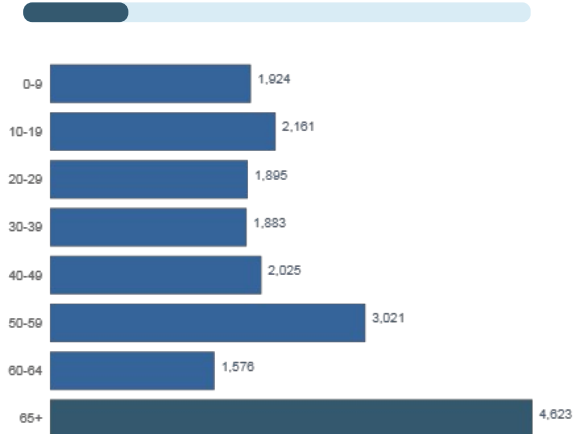
19,046

Total Population



### Age Distribution

2018 2017 2016 2015 2014



### Median Age

47

### Educational Attainment

The majority of the population in Langlade County has a high school degree, and 26.96% have a college degree.



< Grade 9  
3.12%



Grade 9-12  
6.38%



High School  
41.73%



Some College  
21.81%



Assoc Degree  
10.13%



Bach Degree  
10.89%



Grad Degree  
5.94%



offer Associate's Degree or Certificate



offer Bachelor's Degree or Higher

# Labor Force



Langlade County has a labor force of 9,294 people, with an unemployment rate of 4.8%.

## 9,294

Labor Force

## 4.8%

Unemployment Rate

## Talent

Where are the top jobs by occupation?

Office and Administrative support



**15.14%**

1,351

Production Workers



**13.77%**

1,229

Sales



**10.53%**

940

Executive, Managers, and Administrators



**9.94%**

887

Food Preparation, Serving

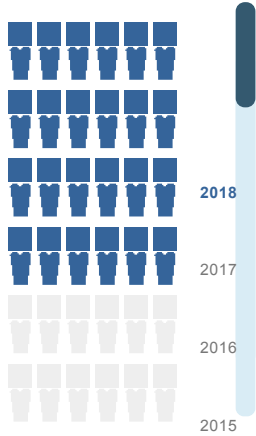


**5.78%**

516

Total Employees

## 8,924



The work distribution of total employees in Langlade County is:



**45%**

Blue Collar



**54%**

White Collar

Total Establishments

## 1,009



## Businesses and Jobs



Langlade County has a total of 1,009 businesses. In 2018, the leading industries in Langlade County were Manufacturing, Retail, Health Care and Social Services, and Accommodation and Food Services.

What are the top industries by jobs?



How many employees do businesses in Langlade County have?


**1-4**  
Employees



## Income and Spending



Households in Langlade County earn a median yearly income of \$47,791. 27.92% of the households earn more than the national average each year. Household expenditures average \$52,673 per year. The majority of earnings get spent on Shelter, Transportation, Food and Beverages, Health Care, and Utilities.



**\$47,791**

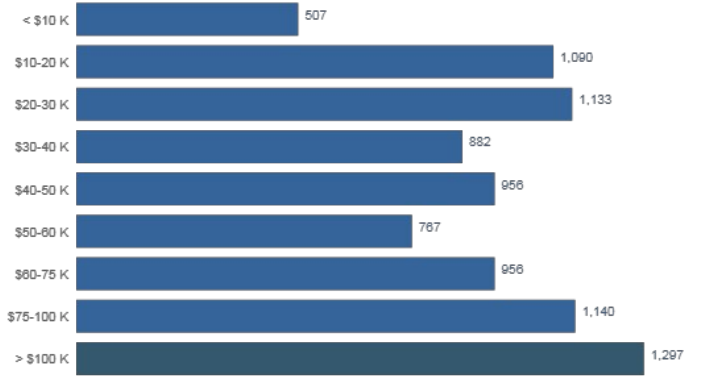
Median Household Income

**0%** more than the county

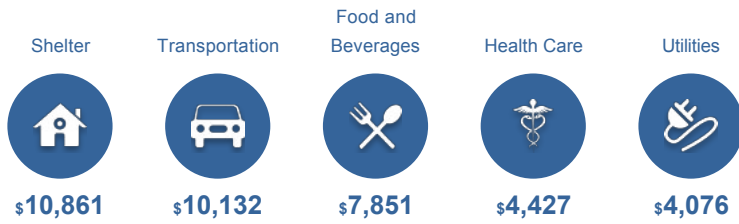
**21%** less than the state

**22%** less than the nation

### Income Distribution



How do people spend most of their money?  
PER HOUSEHOLD



**\$52,673**

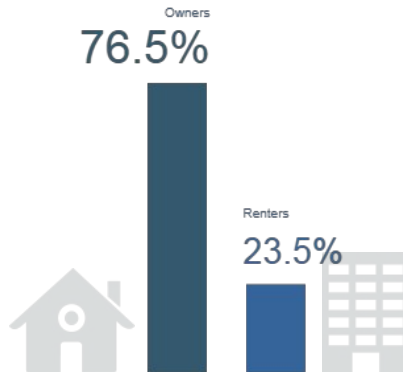
Median Household Expenditure

## Housing



There are 221% more households who own their homes than there are renters.

### Owners vs. Renters



## Transportation



Residents spend an average of 19 minutes commuting to work. Langlade County is served by 32 airports within 50 miles. Rail can be accessed within the community. Interstates can be accessed 18 miles away.



19<sub>min</sub>

Commute Travel Time



1 + 32<sub>(+50 miles)</sub>

Airports in Community



18<sub>miles</sub>

Distance to Interstate



Freight Rail

In Community

## Taxes



Top State Corporate Income Tax

7.9%

Top State Corporate Capital Gains Tax

7.9%

Top State Personal Income Tax

7.65%

Top State Personal Capital Gains Tax

7.7%

State Sales Tax

5%