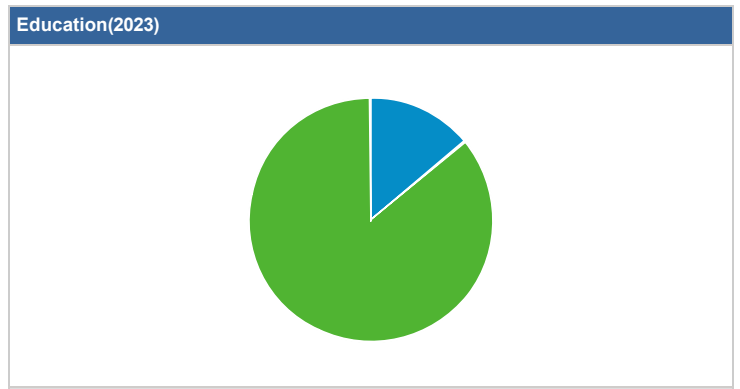
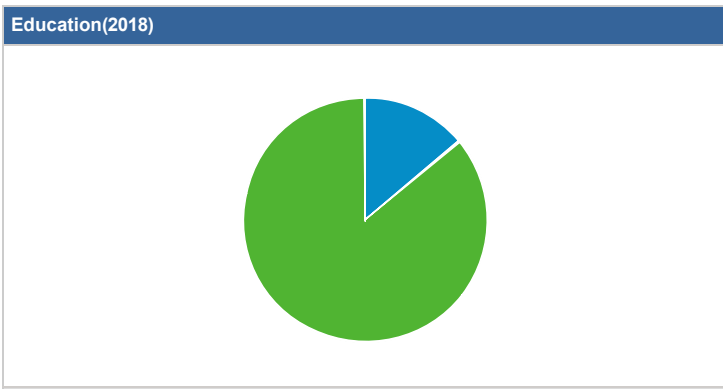
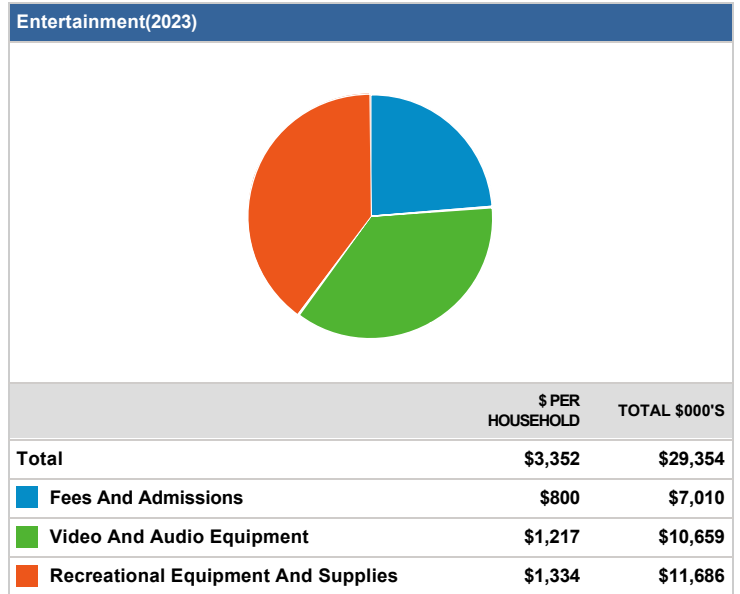
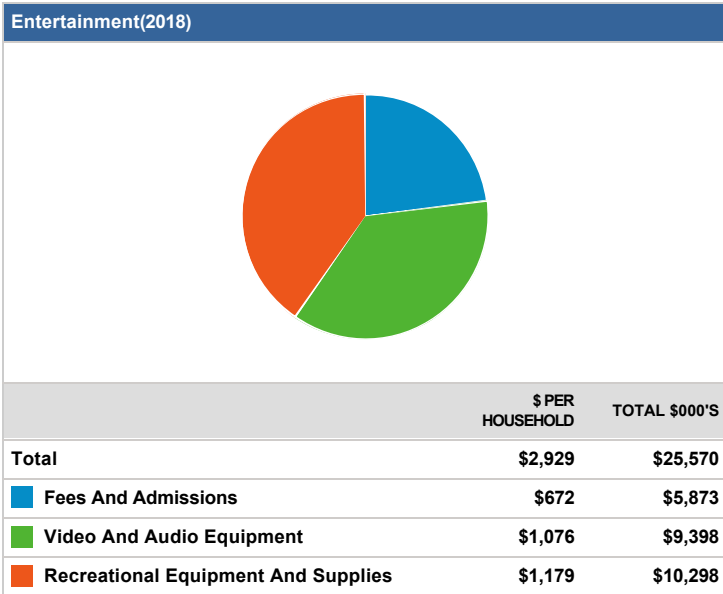
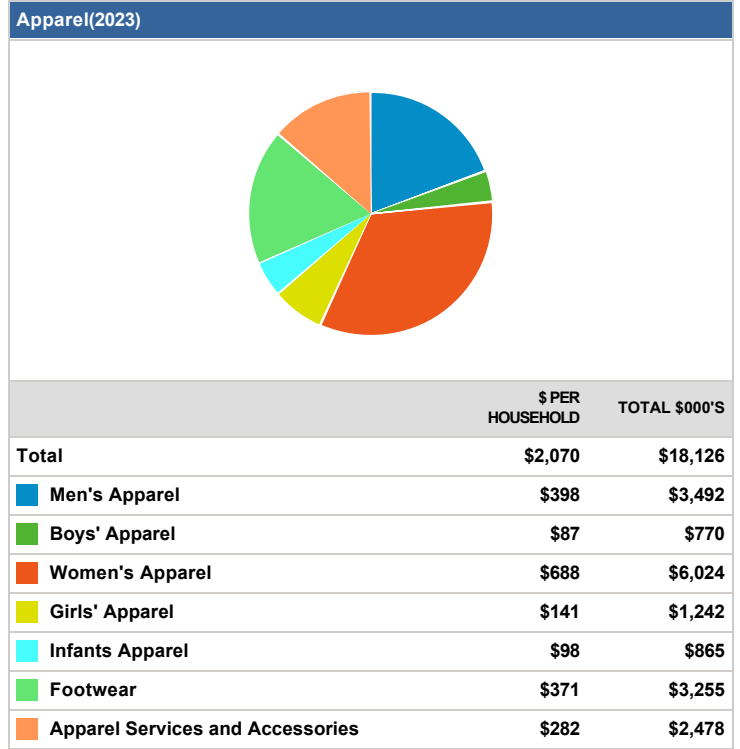
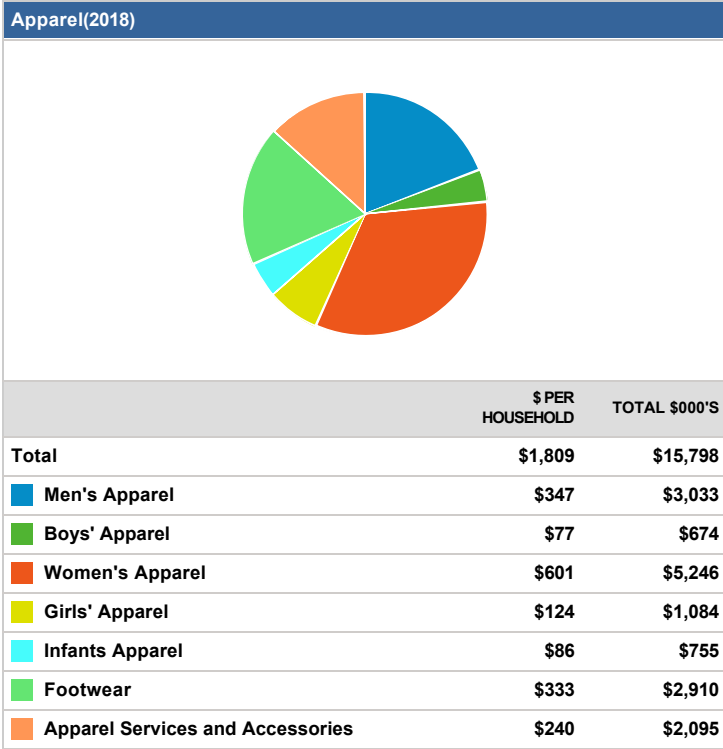




Langlade County, Wisconsin

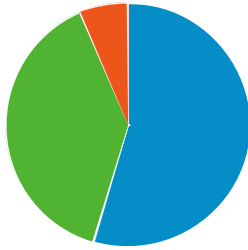
Consumer Expenditures Report (Langlade County, Wisconsin)



	\$ PER HOUSEHOLD	TOTAL \$000'S
Total	\$1,729	\$15,092
Books And Supplies	\$242	\$2,119
Tuition	\$1,486	\$12,972

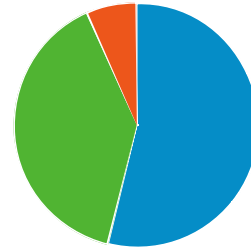
	\$ PER HOUSEHOLD	TOTAL \$000'S
Total	\$2,078	\$18,197
Books And Supplies	\$291	\$2,554
Tuition	\$1,786	\$15,643

Food and Beverages(2018)



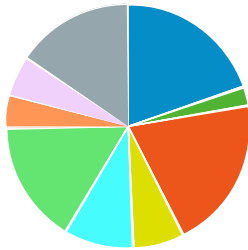
	\$ PER HOUSEHOLD	TOTAL \$000'S
Total	\$7,851	\$68,528
Food At Home	\$4,286	\$37,416
Food Away From Home	\$3,052	\$26,639
Alcoholic Beverages	\$512	\$4,472

Food and Beverages(2023)



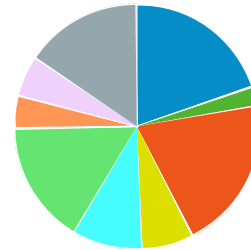
	\$ PER HOUSEHOLD	TOTAL \$000'S
Total	\$8,855	\$77,539
Food At Home	\$4,767	\$41,743
Food Away From Home	\$3,494	\$30,598
Alcoholic Beverages	\$593	\$5,198

Gifts(2018)



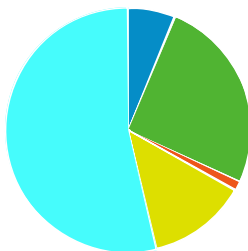
	\$ PER HOUSEHOLD	TOTAL \$000'S
Total	\$1,233	\$10,769
Gifts Of Apparel	\$244	\$2,130
Gifts Of Apparel Accessories	\$31	\$271
Gifts Of Education	\$249	\$2,179
Gifts Of Recreation	\$84	\$735
Gifts Of Food And Beverages	\$113	\$994
Gifts Of Household Furnishings And Equipment	\$200	\$1,746
Gifts Of Household	\$52	\$455
Gifts Of Transportation	\$67	\$586
Gifts Elsewhere Unspecified	\$191	\$1,672

Gifts(2023)

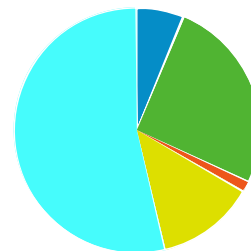







	\$ PER HOUSEHOLD	TOTAL \$000'S
Total	\$1,456	\$12,751
Gifts Of Apparel	\$287	\$2,521
Gifts Of Apparel Accessories	\$36	\$321
Gifts Of Education	\$294	\$2,577
Gifts Of Recreation	\$99	\$870
Gifts Of Food And Beverages	\$134	\$1,174
Gifts Of Household Furnishings And Equipment	\$236	\$2,071
Gifts Of Household	\$61	\$537
Gifts Of Transportation	\$79	\$700
Gifts Elsewhere Unspecified	\$226	\$1,980






Household Furnishings(2018)



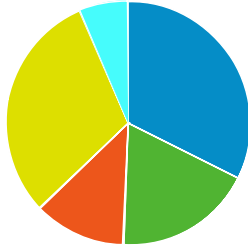
Household Furnishings(2023)



	\$ PER HOUSEHOLD	TOTAL \$000'S
Total	\$1,767	\$15,426
 Household Textiles	\$112	\$986
 Furniture	\$450	\$3,931
 Floor Coverings	\$23	\$205
 Major Appliances	\$232	\$2,032
 Housewares And Small Appliances	\$947	\$8,272

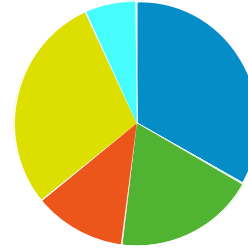
	\$ PER HOUSEHOLD	TOTAL \$000'S
Total	\$2,046	\$17,919
 Household Textiles	\$129	\$1,135
 Furniture	\$523	\$4,588
 Floor Coverings	\$28	\$248
 Major Appliances	\$265	\$2,326
 Housewares And Small Appliances	\$1,098	\$9,622






Shelter(2018)



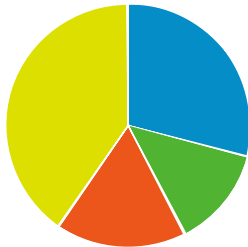
	\$ PER HOUSEHOLD	TOTAL \$000'S
Total	\$10,861	\$94,796
 Mortgage Interest	\$3,517	\$30,703
 Property Taxes	\$1,985	\$17,330
 Miscellaneous Owned Dwelling Costs	\$1,318	\$11,510
 Rental Costs	\$3,338	\$29,140
 Other Lodging	\$700	\$6,113





Shelter(2023)



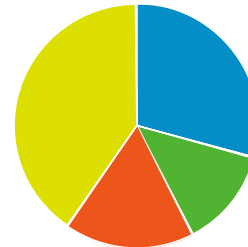
	\$ PER HOUSEHOLD	TOTAL \$000'S
Total	\$12,401	\$108,590
 Mortgage Interest	\$4,121	\$36,087
 Property Taxes	\$2,315	\$20,275
 Miscellaneous Owned Dwelling Costs	\$1,525	\$13,359
 Rental Costs	\$3,586	\$31,401
 Other Lodging	\$852	\$7,468





Household Operations(2018)



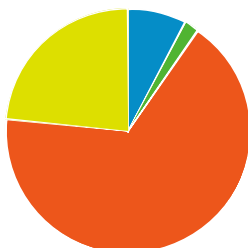
	\$ PER HOUSEHOLD	TOTAL \$000'S
Total	\$1,408	\$12,293
 Babysitting And Elderly Care	\$410	\$3,585
 Household Services	\$186	\$1,628
 Alimony And Child Support	\$242	\$2,114
 Household Supplies	\$568	\$4,965

Household Operations(2023)

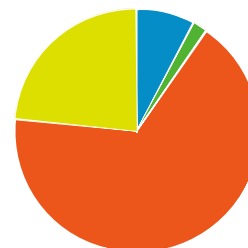






	\$ PER HOUSEHOLD	TOTAL \$000'S
Total	\$1,654	\$14,487
 Babysitting And Elderly Care	\$484	\$4,244
 Household Services	\$218	\$1,909
 Alimony And Child Support	\$284	\$2,492
 Household Supplies	\$667	\$5,842





Personal Care(2018)

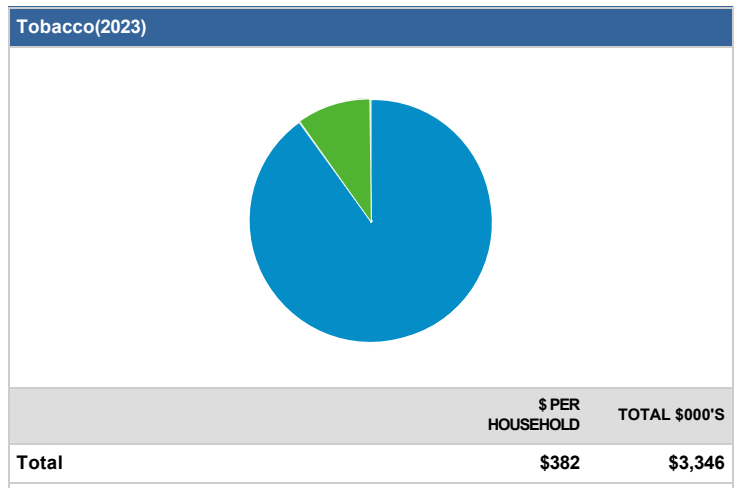
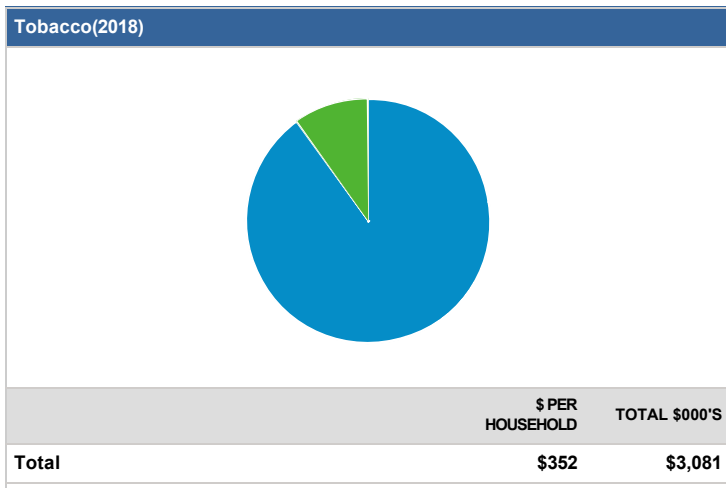
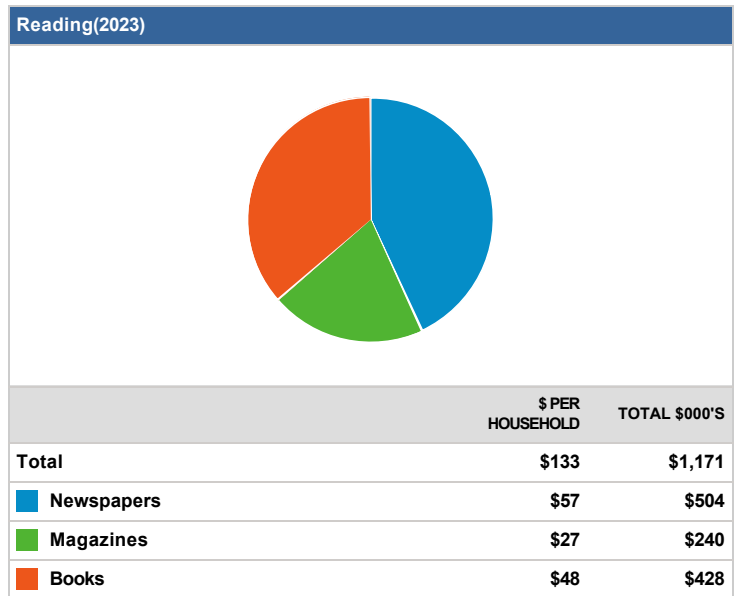
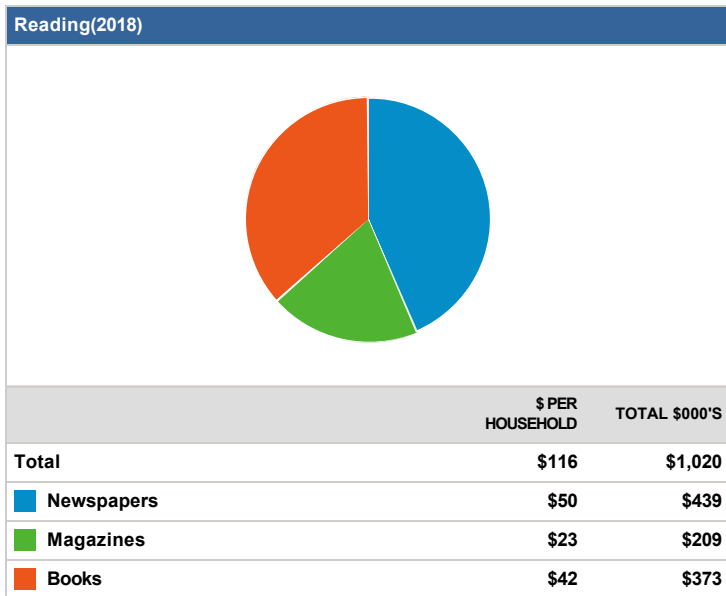
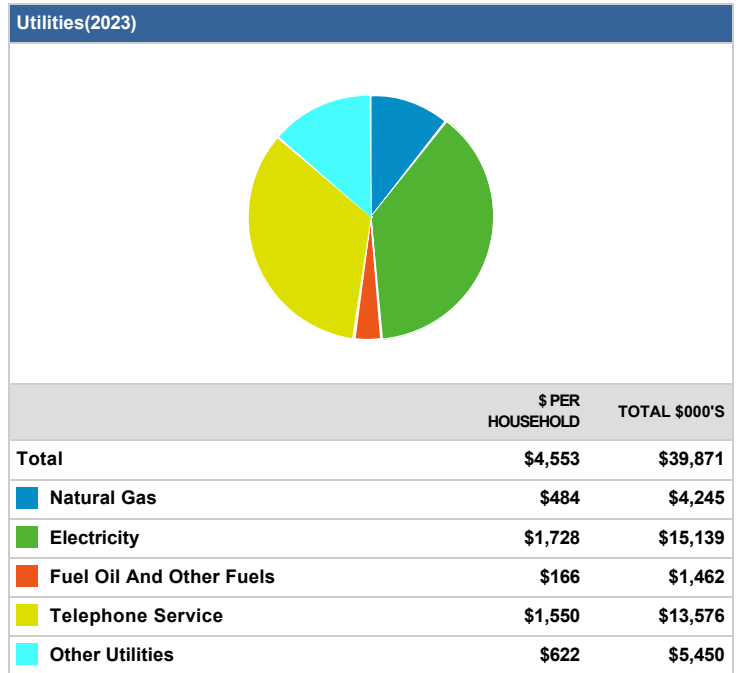
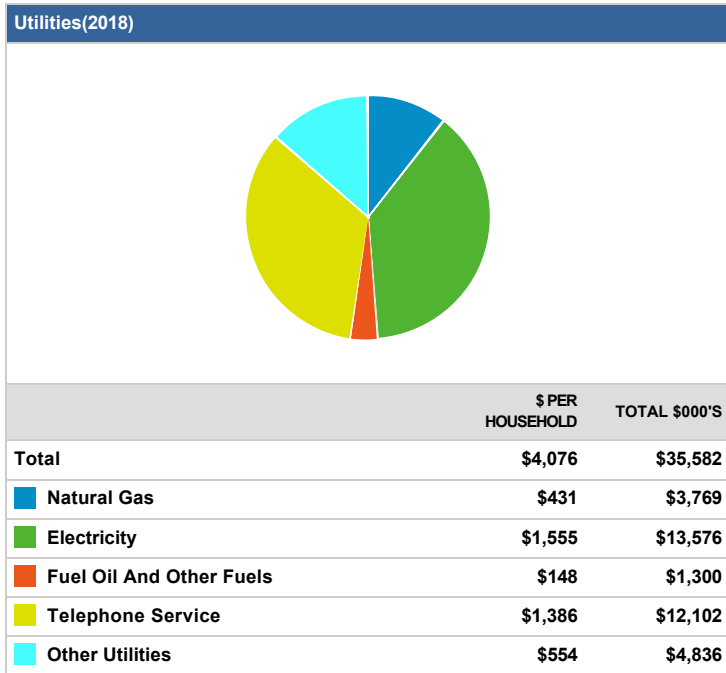


Personal Care(2023)



	\$ PER HOUSEHOLD	TOTAL \$000'S
Total	\$684	\$5,971
 Hair Care	\$53	\$466
 Electric Personal Care Appliances	\$13	\$118
 Personal Care Services	\$457	\$3,991
 Personal Care Products	\$160	\$1,397

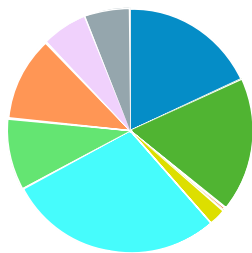
	\$ PER HOUSEHOLD	TOTAL \$000'S
Total	\$778	\$6,815
 Hair Care	\$60	\$532
 Electric Personal Care Appliances	\$15	\$135
 Personal Care Services	\$520	\$4,553
 Personal Care Products	\$182	\$1,594



Cigarettes	\$317	\$2,772
Other Tobacco Products	\$35	\$308

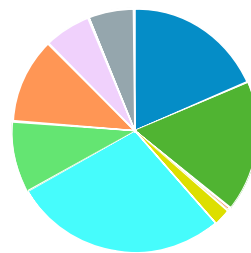
Cigarettes	\$343	\$3,011
Other Tobacco Products	\$38	\$335

Transportation(2018)



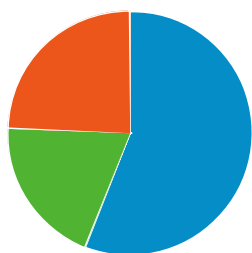
	\$ PER HOUSEHOLD	TOTAL \$000'S
Total	\$10,132	\$88,435
New Vehicle Purchase	\$1,836	\$16,031
Used Vehicle Purchase	\$1,793	\$15,656
Motorcycles (New And Used)	\$43	\$380
Vehicle Finance Charges	\$232	\$2,030
Gasoline And Oil	\$2,896	\$25,282
Vehicle Repair And Maintenance	\$961	\$8,395
Vehicle Insurance	\$1,143	\$9,977
Public Transportation	\$617	\$5,389
Other Transportation Costs	\$606	\$5,296

Transportation(2023)



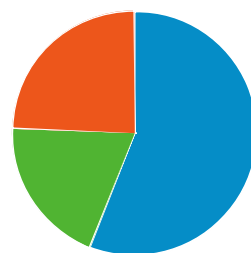
	\$ PER HOUSEHOLD	TOTAL \$000'S
Total	\$11,469	\$100,426
New Vehicle Purchase	\$2,133	\$18,680
Used Vehicle Purchase	\$1,979	\$17,333
Motorcycles (New And Used)	\$49	\$429
Vehicle Finance Charges	\$263	\$2,303
Gasoline And Oil	\$3,238	\$28,356
Vehicle Repair And Maintenance	\$1,087	\$9,519
Vehicle Insurance	\$1,287	\$11,272
Public Transportation	\$725	\$6,355
Other Transportation Costs	\$705	\$6,177

Health Care(2018)



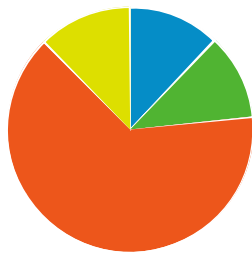
	\$ PER HOUSEHOLD	TOTAL \$000'S
Total	\$4,427	\$38,639
Health Care Insurance	\$2,477	\$21,624
Health Care Services	\$869	\$7,593
Health Care Supplies And Equipment	\$1,079	\$9,422

Health Care(2023)



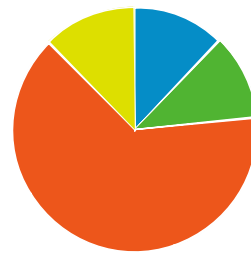
	\$ PER HOUSEHOLD	TOTAL \$000'S
Total	\$4,945	\$43,301
Health Care Insurance	\$2,767	\$24,232
Health Care Services	\$971	\$8,511
Health Care Supplies And Equipment	\$1,205	\$10,558

Miscellaneous Expenses(2018)



	\$ PER HOUSEHOLD	TOTAL \$000'S
Total	\$793	\$6,923
Legal And Accounting	\$96	\$842

Miscellaneous Expenses(2023)



	\$ PER HOUSEHOLD	TOTAL \$000'S
Total	\$897	\$7,856
Legal And Accounting	\$109	\$955

Funeral And Cemetery	\$89	\$781
Finance Charges Excluding Mortgage And Vehicle	\$509	\$4,443
Other Miscellaneous Expenses	\$98	\$858

Funeral And Cemetery	\$101	\$890
Finance Charges Excluding Mortgage And Vehicle	\$575	\$5,037
Other Miscellaneous Expenses	\$111	\$974

Personal Insurance(2018)		
	\$ PER HOUSEHOLD	TOTAL \$000'S
		\$366

Personal Insurance(2023)		
	\$ PER HOUSEHOLD	TOTAL \$000'S
		\$431

Contributions(2018)		
	\$ PER HOUSEHOLD	TOTAL \$000'S
		\$2,132

Contributions(2023)		
	\$ PER HOUSEHOLD	TOTAL \$000'S
		\$2,529

Retail Potential(2018)		
	\$ PER HOUSEHOLD	TOTAL \$000'S
Other Health and Personal Care Stores	\$89	\$778
Gasoline Stations with Convenience Stores	\$2,357	\$20,577
Gasoline Stations without Convenience Stores	\$1,237	\$10,802
Men's Clothing Stores	\$69	\$607
Women's Clothing Stores	\$186	\$1,628
Childrens' and Infant's Clothing Stores	\$63	\$552
Family Clothing Stores	\$330	\$2,884
Clothing Accessory Stores	\$12	\$113
Other Apparel Stores	\$50	\$443
Shoe Stores	\$180	\$1,579
Jewelry Stores	\$87	\$760
Luggage Stores	\$1	\$12
Sporting Goods Stores	\$193	\$1,688
Hobby, Toy, and Game Stores	\$99	\$866
Sewing and Needlecraft Stores	\$15	\$134
Musical Instrument Stores	\$46	\$410
Book Stores	\$150	\$1,315
Record,Tape,and CD Stores	\$90	\$791
Department Stores	\$1,758	\$15,352
Warehouse Superstores	\$807	\$7,044
Other General Merchandise Stores	\$228	\$1,991
Florists	\$21	\$191
Office and Stationary Stores	\$91	\$802
Gift and Souvenir Stores	\$78	\$682
Used Merchandise Stores	\$43	\$378
Pet and Pet Supply Stores	\$210	\$1,838
Art Dealers	\$12	\$107
Mobile Home Dealers	\$0	\$6
Other Miscellaneous Retail Stores	\$73	\$643
Mail Order and Catalog Stores	\$683	\$5,965
Vending Machines	\$77	\$673
Fuel Dealers	\$206	\$1,802
Other Direct Selling Establishments	\$127	\$1,116
Hotels and Other Travel Accommodations	\$175	\$1,529
RV Parks	\$2	\$20
Rooming and Boarding Houses	\$1	\$10
Full Service Restaurants	\$1,199	\$10,473

Limited Service Restaurants	\$1,212	\$10,581
Special Food Services and Catering	\$202	\$1,771
Drinking Places	\$91	\$798

Source: Applied Geographic Solutions, 2018

